



## DIGGLE STARS

**Remie Heron** - for her amazing responses in this week's lessons.

**Phoebe Tinker** - for trying hard in phonics this week and being a fantastic listener.

**Arthur Howard** - for being enthusiastic in Phonics and showing good listening on the carpet, this week.

**Lottie Calverley and James Wild** - fantastic work with number bonds to 10.

**Cole Calverley, Scarlett Hall and Harriet Comer** - for using all their 6Rs in Forest School to work out how to move their 'pyramid stone'.

**Minnie Cadogan** - for fantastic contributions in all lessons and thinking carefully about her responses in the hot seating activity.

**Holly Wilson** - for working hard to grasp the concepts behind Long division

**Ollie Blair** - for a mature, sensible and positive attitude to his learning



## HEADTEACHER'S COMMENTS



It has come to my attention that parking is starting to become an issue, particularly at the end of the day.

In order for it to be safe for all our families to travel to and from school it is crucial that parents do not stop or park on either the zig zags or the double yellow lines.

This is actually parking legislation and not just a request from school. It is illegal to stop or park on zig zags outside a school between the hours of 8 and 5. It is also illegal to park on double yellow lines at any time of the day.

As a school we also ask that parents do not double park, ie on both sides of Sam Rd above Heather Way. It is also not safe to park the car half on the pavement as this reduces the space for children and families with buggies to walk.

There is plenty of space on Huddersfield Rd which is where we ask parents to park if the spaces on Sam Rd are full. Please be RESPONSIBLE.

## DATES FOR YOUR DIARY

**Mon 17th Oct** - Flu Vaccines

**Thurs 20th Oct** - FODS Break the Rules  
- Finish for Half term

**Fri 22nd Oct** - Staff inset day - school closed to pupils

**31st Oct** - back to school

**Mon 7th Nov** - individual photo day

**W/c 7th Nov** - Parents Evening meetings

**Tues 13th Dec** - am Music Groups xmas concert  
Pm - KS2 Christingle

**Wed 14th Dec** - Panto Day - whole school visit to Millgate Theatre

**Fri 16th Dec** - Xmas Dinner Day & Effort Grade Cards out

**Mon 19th Dec** - Year 1&2 Xmas performance 9.15am / 2.15pm (tbc)

**Tues 20th Dec** - Class R xmas performance 9.15am (tbc)  
- EYFS and KS1 party day

**Wed 21st Dec** - xmas non-uniform day, KS2 party day, Finish for xmas

**Please see the first newsletter of the year - 9th Sept - for full list of key dates**



## Class R

This is week Class R loved showing their parents and families around our classroom on Open Day. The children created some pumpkin silhouette prints and shared storytime and phonics with the adults.

Our word of the week has been 'Hibernation' and we have been looking at what animals do in Autumn to be ready to take a long sleep in winter. One of the animals we have really enjoyed learning about is bears!

In Literacy, we decided to learn the story 'We're going on a Bear Hunt.' by Michael Rosen and the children physically acted out the story to retell it. The children created wanted posters for the bear after some paw prints were found in our classroom and the children demonstrated how far they are coming with their phonic knowledge by writing a label for the bear.

In Forest School, the children went on a real bear hunt! To find out who left the pawprints. They searched for bears in our forest school area using the facts they have learnt about bears and hibernation. In Maths, we have been learning all about patterns and in particular about repeating patterns. We have made our own repeating movement patterns and explored making patterns with our natural autumn objects, the compare bears and with our construction area resources.

**A BIG thank you to FODS for our new classroom equipment. The children are loving the water tray, carpet and the shelves. They have really helped the children to access more resources to help them with their learning!**



This week in photos. More information, videos and pictures found on our Facebook page.

## Class 1


We had a great time on Monday for Open Day. We enjoyed having our families joining us in the morning for some spooky craft activities which we will use to decorate our classroom on break the rules day. In the afternoon we shared a forest school session with our adults, identifying autumn leaves.

In English this week we have been considering what Mum was thinking when she looked through the window of the shed and writing a speech bubble to show her thoughts. We wrote sentences to answer questions about why Chrissy did not tell the truth about the bog baby and why her sister did. We have also spent some time on the ipads using phonics play to read real and nonsense words. In Maths we have started some work on addition and subtraction. We have been learning about parts and wholes and using part-whole models. Writing addition number sentences and finding fact families. In Theme we used paper and small world toys to build a 3D map of Diggle thinking carefully about where we walked to help us remember where things were. In Science we have been investigating our sense of hearing. We had a sounds quiz and then went outside on a sound hunt to identify loud and quiet sounds.

## Class 2

Class 2 really enjoyed our Open Day sessions on Monday. It was great to share our Autumn themed craft activities with our families. We made prickly paper hedgehogs, cut and stick owls and did some symmetrical printing.

In our English and theme activities we have been designing and writing our own leaflets about our local area. We are adding pictures, text and a photograph. We have also been investigating map symbols and why they are used. We drew a key using some symbols for features we would find in the local area such as a picnic site, footbridge and viewpoint. We also sorted features into human and physical. We had fun following compass directions around a grid. In maths this week we have been working hard on number bonds within 20. We have also completed some learning checks. In our SMSC lessons we learned about how to work cooperatively. In RE we thought about how God would want Christians to live such as by being kind, caring and happy. It was great to be back outside for PE. We worked on ball skills and catching accurately. In Forest school we looked for insects and thought about what might happen to them in Autumn.





## Y4 Forest School

This week, class 4 attempted to move large stones without pushing them - just like the Ancient Egyptians did when building the pyramids. We worked out that placing rollers underneath the stones made things easier. We also created messages in hieroglyphics.



This week in photos. More information, videos and pictures found on our Facebook page.

## Class 3

This week, Class 3 have been adding and subtracting 1s, 10s and 100s using place value columns, mental strategies and recording ways to prove an answer or to work out the missing number in a problem. We enjoyed using our 6 Rs to work out how the Egyptians transported the pyramid rocks in Forest School and used dodging and pivots in basketball, combined with dribbling, to move around the court and dodge opponents. We used skimming and scanning and our knowledge of non-fiction texts to research Egyptian gods and goddesses and put these into piece of writing. In e-safety, we looked at cyber bullying and being kind on social media.

## Class 4

Class 4 have continued with their 'addition and subtraction' unit in maths. We have used columns to find the sum of two numbers, and used regrouping when necessary. In English we read more of *The Egyptian Cinderella* and discussed the character of the falcon. In science we looked at how to protect our local habitats and in SMSC we talked about different types of bullying. We studied Egyptian hieroglyphics in theme for Monday's open day - even the adults got stuck in too!

## Class 5

In English this week we have explored the feeling of an evacuee and created our own characters to use in the stories we have started to write this week. In maths we have been recapping the column method for addition and subtraction; making sure we start at the correct column and use exchanges when needed. In Theme we have continued with an evacuation theme and have thought about what would have been packed into suitcases and compared these with modern day. In our weekly session with Leon from CITC we looked at mindfulness and different strategies you can use.

## Class 6

In English this week we did a description about a mythical place that we made up and we had to describe it.

In maths we have done long division working out in coin multiplication to get the answer instead of doing bus stop method.


In theme we have looked at propoganda which is a world war 2 poster and we have discussed what the posters might mean.

In science we have planned for our bread experiment with zip lock bags, gloves and different surfaces.

In commando joes we had to make a tunnel which we all had to crawl through in 15 minutes one team was prisoners and the other team was people helping the prisoners get out.

By Olly Kershaw and Frankie Fielding.

This week in photos. More information, videos and pictures found on our Facebook page





## Open Day

Thank you to everyone who was able to come and share the time with the children in the classroom.



# Open Day



## Notices

### **Parent Pay**

Please make sure your Dinner Money and BASC fees are up to date. Please consider using the auto top-up function in Parent Pay for dinner money - this enables you to set an automatic payment of an amount you set to be triggered when the account balance gets to a specific point, meaning you don't get in debt.

As a reminder all pupils in Years 3-6 pay for their lunches in school unless entitled to Free School Meals.

(see

[https://www.oldham.gov.uk/info/200231/education\\_grants\\_and\\_allowances/161/free\\_school\\_meals](https://www.oldham.gov.uk/info/200231/education_grants_and_allowances/161/free_school_meals) for more info)

### **Parking and Waiting reminder**

Please do not pull up, stop to let a child out, or park on the zig zags between 8am and 5pm.

Even when the weather is cold, please do not sit in your vehicle with the engine idling when when parked on Sam Road as the children and other parents walking past are inhaling the fumes.

Thankyou

### **Flu vaccinations**

A reminder that it is the whole school flu immunisation programme in school on Monday.

## The Band of the Grenadier Guards are BACK in Saddleworth!!!!

Organised by Saddleworth School, The Band of the Grenadier Guards will be in Uppermill on Friday 21st October. As this is an inset day, school is closed, and it might be a nice thing for the children to do with parents or grandparents. When they came last time we took some of the music students and they absolutely loved it.

The parade starts at 11:00am at Court Street goes towards Museum car park (turns around) then parades to the Shalimar (turns around) and ends up in King George V playing fields (Uppermill Park), where a short 20/25 minute performance will take place for the general public, finishing at 12/ 12:30pm

This will be a great Saddleworth community event, if the weather stays dry!

ADVANCE WARNING - there will be some short road closures to allow this parade to take place – parking in Uppermill village will be at a premium on this morning.

In the event of poor weather this event will be cancelled.

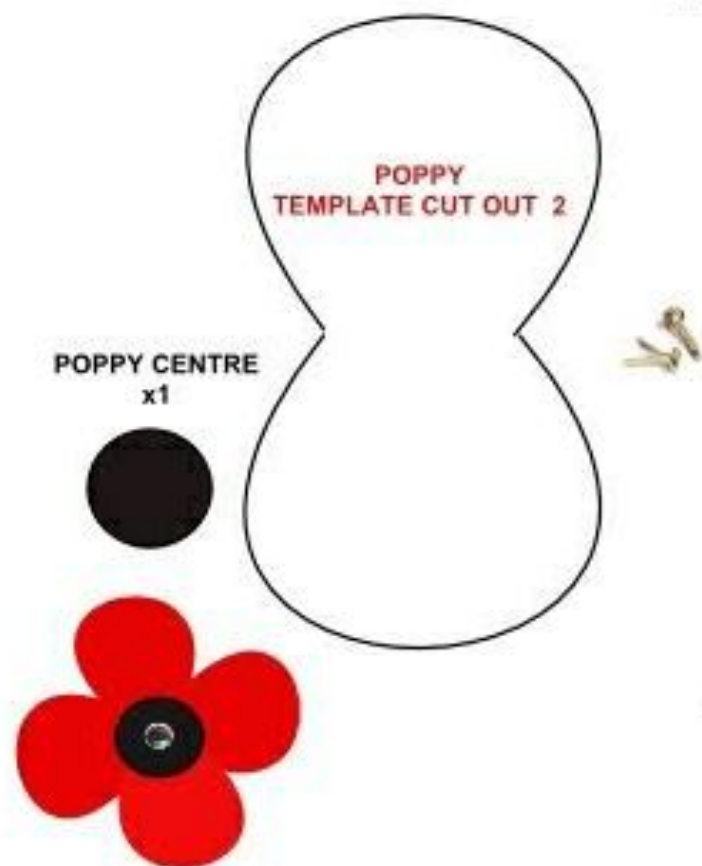




## Thinking about Remembrance Day

Would you like to design a waterproof poppy or follow the instructions here ?  
Kilngreen Church, Diggle are creating an outdoor display at the Church and would like everyone to join in to help create the display.

Your poppy creations can be left with Mrs Hamilton at Diggle School by the 21<sup>st</sup> of October or you may wish to take them to Kilngreen for **Saturday 5<sup>th</sup> Nov.** to attach to the poppy cascade.  
You may leave a message on the reverse of the poppy to remember people lost in the wars & conflicts over the years.



Thank you

### POPPY INSTRUCTIONS TO MAKE A WATERPROOF POPPY

You will need :-

**Red Foam sheet**

(or any kind of waterproof plastic or cloth)

**Black Foam sheet**

(or any kind of waterproof plastic or cloth)

A split pin or needle & thread to join the pieces together

1. Cut out two templates in red (any size)
2. Cut out one black circle
3. Put the red shapes crossways & add the poppy centre
4. Place the split pin through the centre and secure at the back or attach using thread.
5. Attach thread to make a loop to hang your poppy

*As the Olympics draws to an end and everyone enjoys a well earned celebration night we wanted to remind people of one of the main aims of the Olympics. This is to encourage sports which they continue on to enjoy for many years to come.*

*Having looked around there wasn't a place to signpost to the various clubs available so we have put something together. It is copied here but will also be added to the website so open to suggestions of clubs based in Saddleworth in line with the Olympic sports if we have missed anything.*

*We had 1,090 children register for the Olympics so really hoping to see as many of them as possible to continue on with their chosen sports.*

*Cheers,  
Gavin Wheeldon*



## Saddleworth Junior Sports Clubs

### Netball

Saddleworth Netball Club. Get involved by turning up to the development classes on a Friday at 4PM at Saddleworth High School sports hall, pay as you go so just get along and give it a try. If you already play for a club or have any questions contact Michelle on 07776300388 or mich\_gilby26@outlook.com

Website: <https://www.saddleworthnetball.club/>

### Swimming

Saddleworth Amateur Swimming Club (SASC) Trials are available on a Monday 6-7PM at Saddleworth Leisure Centre. Book on by contacting Karen Jakeman on [sascadmin@gmail.com](mailto:sascadmin@gmail.com)

Website: <https://www.facebook.com/SaddleworthASC/>

**Rugby** - Saddleworth Rangers at their grounds near Greenfield Train Station have teams for all ages. If you click on the team appropriate for your child's age it shows the contact details and in some cases the training day/time.

Website: <http://www.saddleworthrangers.co.uk>

### Football

#### Saddleworth 3Ds Football Club

We were established in 1992, so local children could enjoy playing football. Originally attracting children from Delph, Dobcross and Denshaw (the 3Ds in our name) we now attract players from across the area who attend our soccer school and play for our youth teams that go from under 7's to under 17's. We also run three open age teams and an over 35's veterans team.

To see what we have available for you contact us on

[Saddleworth3ds@btinternet.com](mailto:Saddleworth3ds@btinternet.com)

Uppermill Football Club trains at the leisure centre, if you have a look on the site at the appropriate team age you can see when.

Contact [michellesimps10@gmail.com](mailto:michellesimps10@gmail.com) 07900912717

Website: <https://www.uppermillafc.co.uk/>

Saddleworth Football club is a community football club based in Dobcross  
<https://www.facebook.com/saddleworthstrikersfc/>

### Badminton

#### Oldham Junior Badminton Club

Oldham Junior Badminton Club run coaching sessions in the Sports Hall of Crompton House High School. Rochdale Road, OL2 7HS  
8yr - 12yr old and beginner at 6pm-7.30pm  
over 12yr old 7.30pm to 9.00pm. Contact Tony 07867 527088 for more information.

Website: <https://www.facebook.com/OldhamJuniorBC>

### Cricket

Greenfield Cricket Club has teams for juniors across the age ranges and on the website if you click Juniors and then the age your child would meet you can find training times and contact details for the coaches.

Website: <https://greenfieldcc.org.uk/juniors/>

Delph & Dobcross are always on the lookout for junior talent and the website has all the teams and training times clearly visible.

Website: <https://www.delphcricket.co.uk/pages/join-our-juniors>

At Uppermill Cricket Club we currently run an U9s team, U11s team and a joint U13s team with Saddleworth Cricket Club, we do still develop teams up to U18 age groups. Our current junior coaches are Kyle Hogg, Jim Bradbury, Ian Johnson and Mark Spratt.

Website: <https://www.ucbc.club/cricket>

### Basketball

Saddleworth Basketball Club trains at the High School, contact Phillippa Reddish 07769740339.

Website: <https://www.facebook.com/Saddleworthbasketballclub/>

Oldham State Warriors  
James Cowan 07414591300

### Tennis

Tame Valley Tennis and Squash club offer tennis coaching for juniors on a Saturday, times and contact details can be found on the website below. And although not an Olympic activity Squash is also a great sport to encourage them to try too.

<https://clubspark.lta.org.uk/TameValleyTennisSquashClub/Tennis>

### Running

Saddleworth Runners Club aimed at 7 to 14 year olds, meet at the Saddleworth Leisure Centre Car Park every Monday at 6-30pm until 7-30pm. Parents are welcome to go along too. More info on the website.

<http://www.saddleworth-runners.co.uk/training-runs>

## Saddleworth Village Olympics



**Now taking bookings for October Half Term!**  
Monday 24th October - Friday 28th October 2022 inclusive  
8.45am - 5pm £26 per day per child



## Diggle Holiday Club

Diggle School, Sam Road, Diggle, OL3 5PU  
Telephone: 01457 601972

For more information please email:

[landaholidayclub@gmail.com](mailto:landaholidayclub@gmail.com)

Children can enjoy our vast outdoor areas and take part in seasonal crafts.  
Morning and afternoon snacks/drinks are provided,  
lunch to be provided by the parents.



**DIGGLE BAND CLUB**

FANCY DRESS **FAMILY HALLOWEEN PARTY**

WITH

**DJ - DISCO ANNIE'S DINKY DISCO**  
(MUSIC, DANCING AND GAMES FOR ALL AGES)

**PRIZES FOR BEST FANCY DRESS COSTUMES**

**29th**  
**OCTOBER**  
**7.00pm - Late**

**£3.00 per Adult and Children go free!**

**for tickets phone 07876 558699 or 07812 076974**

**Diggle Band Club, Bankfield House, Huddersfield Road, Diggle. OL3 5PJ**

Friends of Diggle School  
Present The

**DIGGLE SPOOKY TRAIL**

**Friday 21st- Monday 31st October**

**Our fabulous Spooky Trail is back!**

**A great day out for all the family.**

**Trail sheets, priced at £3 will be available from The Gate**

**Inn and Grandpa Greene's priced £3**

**or buy on ticketsource via the QR code below**

**and pick up your sheets on the day.**

**Follow Diggle Scarecrow Trail for news and up to date information about the spooky trail Halloween Treats for all children !**



All profits directly benefit the children of Diggle School  
Registered Charity Number 1035075



# BREAK THE RULES AT

# HALLOWEEN



1. You must not wear silly clothes, pyjamas or fancy dress
2. You must not wear a crazy hairstyle
3. You must bring a healthy snack to school (no nuts)
4. You must drink water at school
5. You must not wear face paint, glitter or temporary tattoos
6. You must not bring teddies or games to school
7. You must not stand up in class and tell a spooky joke
8. You must not change your name

50p per rule or £3 to break ALL 8 rules!

Please bring your money in a sealed envelope and give to your teacher, or pay on parent pay.

Trick or Treat bags will also be available to buy nearer the time.



# KILNGREEN CRAFT FAIR

WITH  
POP UP SHOPS

KILNGREEN CHURCH HALL  
LEESIDE  
DIGGLE

**SATURDAY**  
**5th NOVEMBER**

**12.00 pm**

~  
**3.00 pm**

- TOYS
- FASHION & ACCESSORIES
- CANDLES
- HAND CRAFTED JEWELLERY
- LUXURY CHOCOLATES
- PEBBLE ART
- CARDS
- LUXURY HAMPERS
- SWEET TREATS
- NOVELTY KNITS
- KNITTED HATS
- HANDCRAFTED WOODEN GIFTS
- HAND STITCHED GOODS
- CHRISTMAS THEMED ITEMS  
AND MORE ....



**FREE ADMISSION**

**RAFFLE**

**REFRESHMENTS**