

## Head teacher's Comment

Next week on Friday 8<sup>th</sup> May the whole country will be celebrating the 75<sup>th</sup> Anniversary of VE Day. The day is a Bank Holiday so staff will not be setting work as such for children on that day. However, on the Thursday work for all children will revolve around learning about this historic occasion, along with some lovely craft ideas to get ready to celebrate. Had we been in school we intended to have all the children come to school dressed in red, white and blue as well as holding a street party style lunch in the playground. We would really love it if as many people as possible could wear their red, white and blue on Friday 8<sup>th</sup> at home and maybe have a garden/ living room picnic. If you do this please share some photos with the staff for the following weeks newsletter.

We recognise that this will not be possible for everyone, but it is another way to still feel like a community although we are apart at the moment.

**Remember to keep sending your child's teachers photographs of what your children are up to and their wonderful work during lockdown. We love sharing them with everyone.**

# The Diggle Star



Friday 1<sup>st</sup> May 2020

## What have we learnt?

### Key Stage 1

#### Class R

This week Class R have continued their work on farm animals. We all enjoyed the question and answer session we had with Katherine the vet, and Class R wrote lots of lovely thank you letters to Katherine. The children have written story maps for our literacy book 'A Squash and a Squeeze' and Class R have sent me plenty of pictures the various animals they have seen in their local area. Class R have also had lots of fun doing different science experiments. This week they have been observing leaves breathing under water. Keep up the great work Reception and sending me and Miss Leach the lovely photographs and fantastic observations! We miss you all!

#### Class 1

In English this week we have been reading the story of The Naughty Bus and have looked at the way the author has presented the print and what this means as well as generating vocabulary about how it feels to travel through beans. In Maths this week we have completed some Maths Whizz and we have completed some lessons on number and place value on BBC Bitesize. In Theme we have drawn maps of our journey to school and showed the types of transport we see along the way and in Science we have been learning about the parts of a plant and what they do.

Class 2 have started their new history theme this week about travel and transport in the past. They have been looking at why people needed to travel, comparing old and new transport and investigating what has changed. They have also been finding out about the Vikings and their longboats. Some children have designed and made models. We have had a break from Maths Whizz this week and have tried out the new BBC Bitesize maths lessons which have focussed on Money. The feedback we have had showed that the children really enjoyed their learning using the videos, fun games and activities. Our spelling focus this week has been on alternative ways to spell the long vowel sounds igh and oa and the reading challenge has continued with some great models of Stick Man and his adventures!

### Key Stage 2

#### Class 3

This week, as well as producing a poster reflecting on previous learning of The Stone Age, Class 3 have been busy drawing what they think the creatures in Giant Country from The BFG look like. They wrote descriptions of them and even invented a creature of their own. We have tried out a couple of lessons from BBCBitesize this week; one on nouns and pronouns and another on subtraction for maths. We continued this theme with a subtraction game for 2 and a game earlier in the week focusing on bond to 100. Mrs Cocker set the children an RE lesson thinking about heroes and villains in books, on TV and in films and also a poster based around 'A Rule for Life'. I know she is looking forward to seeing them.

#### Class 4

We began this week by working on an RE project about Desmond Tutu for Mrs Cocker. We used the internet to research his life and wrote a factfile about him, linking to our work on peace and forgiveness. We followed this with a Theme project researching a volcano of our choice and presenting our findings in a style of our choosing. In Maths we revisited fractions by playing *Fractonio's Pizzeria* as well as Maths Whizz and TT Rockstars, while in English we spent some time working on spellings. We also analysed some poetry via the BBC Bitesize website, and we continued with our class book *The Witches*. We even had time to practise our music skills and to boogie to some Just Dance too!

#### Class 5

Children have been asked to continue reading their class book, 'The Boy with One Name'. From this, they had to answer some questions and create a WANTED poster for Victor Brynn. The children were really creative with these and included lots of detail. They were also asked to write a set of instructions for using the black box to conjure up a spell. In maths, children have completed work on multiplying and dividing by 10, 100 and 1000 and have spent some time on Maths Whizz. In RE, children were asked to look at various charities. They then had to choose one to research and create a poster about their chosen charity.

#### Class 6

In Class 6 this week, children have been asked to read more of our class book, 'The Girl of Ink and Stars'. From what they have read, they have been asked to write a summary of certain parts, answer questions about what they have read and also write a diary entry of Isabella's journey to find her missing friend, Lupe. In maths, children have spent some time working on Maths Whizz, they have also completed some work on the order of operations. In RE, the children were asked to look at worship through art and create their own masterpiece and in SMSC, they were asked to research a famous British hero or heroine and present their findings.

Year 2 have again been working very hard  
Do you like our stickman pictures?



## Notices

We would like to invite you to join our virtual assembly on Monday 4th May at 10am.

Mary from the *Groundbreakers Mission* visits school once per term to deliver an engaging assembly with a Christian message and she has created a video assembly on the theme of "Whose Hands." Hopefully in knowing that others from Diggle School are watching at the same time we can feel a bit of togetherness whilst we are apart. The second link is to one of our favourite assembly songs, how wonderful to think we are all singing together again.

<https://youtu.be/-qbKTVIOpek>

<https://www.youtube.com/watch?v=mXVXPTyfA4c&list=PLq1sOMp1KXqTV3WDYNE7gG9cinNpov1u>

We look forward to sharing some images of some of you joining in this assembly in the newsletter next week

Well  
Done  
Everyone

## Whizz Education

certifies that

*Diggle Primary School*

has been awarded a Maths-Whizz gold certificate for



*Great Usage Time in Maths Whizz!*

Well done! Keep on practising at [whizz.com](https://www.whizz.com)



Maths-Whizz



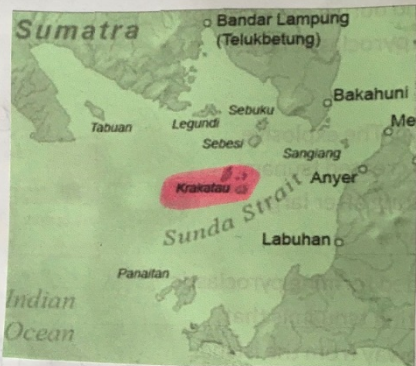
## Year 4

Fabulous work about volcanoes! Beautifully presented WELL DONE!

# KRAKATOA


Krakatoa was the deadliest volcanic eruption in recorded history. Two-thirds of the island of Krakatoa collapsed during four different gigantic eruptions on August 27<sup>th</sup> 1883.

Three volcanoes formed the island of Krakatoa in 1883, Perboewatan (120m), Danar (450m), Rakata (320m).




The map shows the Sunda Strait between Sumatra and Java. Key locations include Bandar Lampung (Telukbetung), Tabuan, Legundi, Sebuk, Bakahuni, Sangiang, Anyer, Labuhan, Panaitan, and Krakatau. The Indian Ocean is to the south.

Eruption 1 was at 5:30 am. The explosive eruption on Perboewatan volcano tsunami waves that went towards Telok Betong after large pyroclastic flows entered the oceans.



Krakatoa, Indonesia



Island before 26-8-1883

Eruption 2 was at 6:44 am. Danar Volcano exploded forming pyroclastic waves that entered the ocean creating tsunamis that traveled eastward and westward away from the island.

Eruption three was at 10:02 am. This explosion was large enough to create waves 98 feet high. Pyroclastic flows travelled across the ocean to islands in Sunda strait where the coast had been effected

The final eruption was a landslide at 10:41 am. This tore off half of Rakata volcano, the third cone on the island.

In 1927 a new Island formed, called Anak Krakatoa. This has erupted on and off since 1927.

Key facts  
Official Death toll 36,417  
Estimated Deaths up to 120,000  
Location Indonesia  
Damage caused 165 villages destroyed and 132 damaged, mostly from tsunamis, two-thirds of Krakatoa destroyed  
Volcanic Explosivity Index = 6

## Year 6

Amazing artwork from Year 6 children.



In RE the children were asked to look at worship through art. I think you will agree this is an amazing drawing from Jane.



Miss Buckley asked the children to do some work on Heroes. Zara chose Nelson Mandela.

