



DIGGLE STARS

Toby Parker - for super effort in all activities this week, especially maths.

Reece Walsh - for great teamwork and communication skills in SMSC

Evelyn Tamworth - for a superb piece of independent writing.

Alfie Beach - for an amazing maths assessment and scoring 100%.

Charlie Hardisty Lomax - for completing a fantastic Design Technology project.

Florence Ashton and Teddy Edmondson - for fantastic teamwork and an excellent performance of their poem.

Jackson Butterworth - for showing better listening skills this week and making better choices in the classroom.

Arlo Gill - for settling into school really well and participating in Class R activities.



HEADTEACHER'S COMMENTS



This week I would like to celebrate the resilience of our staff and children in school, to keep calm and carry on no matter what Covid throws at us. Firstly Year 6 have been incredible this week as first their transition moved online then their day at Kingswood and their BBQ last night were subjected to last minute changes due to positive Covid tests.

The children and staff have taken it all in their stride and still made the most of their experiences. Resilience and Resourcefulness at their best.

Despite all the restrictions staff have worked hard to ensure our new reception children managed some time in their new setting, Welcome evenings moved online (Avoiding clashing with the big England game!) and transition days became outdoor transition session to meet their new teachers.

This has all been done with a smile and a determination to try and ensure that our children do not miss out. I am a very proud headteacher this week. Well done everyone.

DATES FOR YOUR DIARY

**Wed 14th July - 2pm & 6pm /
Thurs 15th July 9:30am** - Year 5&6 production outside in the yard - see letter sent 18/6 for full details

Tues 20th July - 9.15am Year 6 leavers assembly outside

Tues 20th July - finish for summer holidays



We encourage all parents to become fully vaccinated - if you haven't had your vaccine yet please see [nhs.uk/covid-vaccine](https://www.nhs.uk/covid-vaccine) or speak to your GP practice.

We also encourage all parents to continue to take twice weekly rapid flow covid tests as early identification stops the spread.

Class R

This week Class R have had a very busy week focusing on transition to Year 1 and of course our Pirate day. Class R have all made Mrs Mellor a little booklet with information about their favourite books, their families and other bits of information to help Mrs Mellor get to them a little better before September. They have also dictated questions they wanted to ask Mrs Mellor at their 'Meet the Class Teacher' session with her on Friday. They asked some super interesting questions, showing their excellent communication and language skills. On Thursday it was Pirate Day, ran by The Rainbow Factory. The whole of Class R got involved, dressing up as pirates and working hard in their pirate training - we even had a pirate themed lunch! In Phonics, the children have continued to practice the different digraphs and trigraphs we have learnt this term.

Phew! What a fun filled week!

Class 1

This week in English we have finished writing our re-tell of Lila and the Secret of Rain. We also looked at some examples of African call and response poem/chants and joined in with these. We then worked in pairs to write our own based on the story and practised performing them to a beat played on the African drums. In Maths we have been learning about multiplication and division using arrays and cubes to help us work out the answers. In Theme we learnt about the Maasai tribes who live on the Savannahs of Kenya. We found out lots of facts and were very impressed with their jumping dance. In art we painted African animal prints.

Class 2

We have had a busy week in Class 2 doing lots of different activities. We have worked hard on our theme work learning about the Maasai tribes who live in the Maasai Mara in Kenya. We discussed what 'culture' is and thought about our own culture and lifestyle. What foods do we like to eat, what do we wear, what type of music do we like and how do we perform it and what arts we enjoy and why. We

learned about a day in the life of a Maasai child and compared it to our own. We even tried the famous Maasai jumping dance, some of us were very good! In our Maths work we have practised lots of different ways to represent 2 digit numbers, with equipment, coins, number grids and calculations. In art work we looked at camouflage patterns and used pastels to draw African animals camouflaged in their environment. We also enjoyed a fun afternoon of pizza making on Thursday with CITC. Please see our

Facebook page for the pictures.



This week in photos. More information, videos and pictures found on our Facebook page.



This week in photos. More information, videos and pictures found on our Facebook page.

Class 3

Class 3 have enjoyed making their characters this week by following their design sheets. They then used the ipad to take a photo of their finished characters in a habitat within the school grounds. In maths, we went through an assessment on word problems, looking at where we needed to improve. We also continued with our 4 operations and assessed further areas. In writing, we have written a 'Giggle spell' for the witch in Bewilderwood and made a book containing these as well as our Kennings from last week.

Class 4

Class have been working on pictograms in maths this week. We have remembered to use a key, answered comparison, sum and difference questions and finished the week off by creating our own pictograms. In English we continued with *Bewilderwood* and had a go at a piece of independent writing, remembering to include direct speech, noun phrases, powerful verbs and prepositions. We also used the iPads to research our sweepstake nation and produced a poster with captions, headings and subheadings. In theme we sketched spiders and boots, while in PE we continued with athletics.

Class 5

This week in maths class 5 have looked at squared and cubed numbers and also recapped equivalent fractions; creating a fractions wall to help them visually see which fractions are the same as others.

In English this week we have written our own independent pieces of writing by rewriting the events of the Nowhere Emporium when Daniel enters a wonder room. In Science the class have researched and explained the life cycles of insects and amphibians, looking specifically at frogs, butterflies, newts and dragonflies.

Class 6

Class 6 have had an extremely busy week this week.

On Monday we went on our second trip to Kingswood. Here we experienced the heights of the climbing wall, braved the leap of faith and tested our teamwork skills in problem solving. On Wednesday and Thursday we had our secondary school transition days. We were able to virtually meet various teachers and took part in lots of activities from different subjects. On Thursday evening, we had a barbecue which Mr Ryan and Mrs Cocker very kindly helped with. On Friday, a crime had been committed which we had to use various forensic techniques to work out the culprit from the main suspects, Mr Hoyle, Mrs Cocker and Mrs Hazlehurst.

Year 6 visit Kingswood - day 2

Our fun at Kingswood started with a last minute change of venue as the dreaded Covid had struck among the activity leaders at Dearne Valley ... luckily we were able to transfer to the Penistone Kingswood site - and the children showed great resilience to the last minute changes. The activities continued with climbing, problem solving and the amazing "leap of faith". All the children had a go at everything - they worked great as a team in the problem solving, and encouraged each other to push themselves on the climbing and leap of faith. Well done to everyone for being such great sports!



Year 6 BBQ and fun day

As part of the leaving events for year 6, we had a BBQ on Thursday evening and an amazing surprise day on Friday where we became crime scene investigators. We had to wear suits to preserve the evidence. We used fingerprints, DNA, imprints of footprints and tyres to work out the guilty party. We also created an e-fit of Mr Hoyle - this proved more difficult than it seemed. We studied different types of rocks through a microscope to try to work out where the suspect had been prior to being at the scene of the crime.



Operation - Suspects





Shiver me timbers, Class R had a Pirate day!!



SEND Survey

Oldham's BIG SEND Survey is now live, and it's important that you share your lived experiences with us and let us know what your priorities are for the next 12 months.

The survey won't take long to complete, and everyone who completes the survey will be entered into a draw for a £25 voucher, together with a goodie bag that will include some Hidden Disabilities merchandise. If you'd prefer to do this by telephone, please call 0161 503 1555. The survey is open until 5pm on the 16th July 2021. <https://www.point-send.co.uk/latest-consultations>

Apprenticeship Teaching Assistant Vacancies

We are looking to recruit two apprentice teaching assistants from September in conjunction with Oldham College. This will suit school and college leavers in particular.

The advertisement links are below - please pass this onto anyone you think may be interested.

<https://www.findapprenticeship.service.gov.uk/apprenticeship/622434>

<https://www.findapprenticeship.service.gov.uk/apprenticeship/622436>



Families in Mind **Being a parent course** **mind**
Tameside, Oldham and Glossop
Empowering Parents, Empowering Communities (EPEC)

A free 8 week course (2 hours per week) led by Parents for Parents and Carers of Children aged 2-11
Free childcare for babies and children (aged 6mon—4 years)

An opportunity for parents to work together and discuss their difficult experiences as a parent. The Parent Group Leaders will work through a variety of parenting topics and provide them with a safe space to discuss and offer strategies.

Start dates
Wednesday 8th September or **Friday 17th September**
10-12pm
Based **Face to Face** at the **Ashton Hub**

If you have any further questions or to book a place , please contact:
0161 330 9223
office@togmind.org

Youth in mind **mind** Tameside, Oldham and Glossop **Take The Hive** **Families in Mind** **THRIVE**

School Photograph Proofs were sent out in book bags last week. Please follow the instructions in the pack and where possible please order online. Deadline for orders to be brought back into school was today, so if you want photos and haven't yet placed your order, please order online now.

Class 3 Design and Technology project inspired by characters in Bewilderwood.


Over the last 2 weeks, Class 3 have been designing and making their own mythical creatures to live in various habitats around the school grounds. The children designed their creatures, considering materials and equipment they would need, before making characters and evaluating their design making notes of anything they had changed during the process.

We then went outside and the children took a photo of their character in their chosen habitat

My Mythical Creature Design By Grace

What my Mythical Creature will look like Starlight Stargazer

Materials I will use	Equipment I will need
black and blue paint ribbon gold ink pen glue PVA glue scissors scissors white paper white card white PVA gold star stickers card red paper glue	gold ink pen glue PVA glue scissors scissors gold paper green paper glue




It lives on a tree for star gazing

Evaluation
I had to change black and blue wood to green and brown I am happy of the gold gliser

My Mythical Creature Design By Charlie

What my Mythical Creature will look like

Materials I will use	Equipment I will need
card brown and paper glue plastic glue PVA	Scissors glue glue blue pen yellow pen pencil K




Evaluation
I am pleased with the character I think it looks like a little girl

My Mythical Creature Design By Eleanor

What my Mythical Creature will look like Winged Avatar

Materials I will use	Equipment I will need
buttons fabric (blue) card PVA glue colours pipe cleaners	scissors Pencil



Evaluation
I changed the PVA glue to the card tape because I was worried it wouldn't dry. I changed the ribbon to the fabric because they didn't have any thick enough ribbon. I changed the straw to a beehive because they didn't have available ones.

My Mythical Creature Design By Grace

What my Mythical Creature will look like

Materials I will use	Equipment I will need
black blue string ribbon card white wings card painted green stars gold star stickers white face	Scissors with 10/11 Pop stick when glue E11 white neck E11 and white face when glue E11 and white E11 and black and blue string E11 and gold star on which blue stars

Items I may need to attach

Ways I will decorate my creature

My Mythical Creature Design By Grace

What my Mythical Creature will look like

Materials I will use	Equipment I will need
black blue string ribbon card white wings card painted green stars gold star stickers white face	Scissors with 10/11 Pop stick when glue E11 white neck E11 and white face when glue E11 and white E11 and black and blue string E11 and gold star on which blue stars

Items I may need to attach

Ways I will decorate my creature

Example Designs

Class 3's Mythical Characters





Huge Thanks to the Diggle Community Association

We had a very welcome visit from the Diggle Community Association this week who made a very generous donation to school to go towards outdoor area improvements once the work on the new cabin has finished. We are extremely grateful for thinking of us and making this donation, and we look forward to giving an update in the Autumn term on how it will be spent.

THANKS AGAIN DCA.

Exciting news from FODS.

We are holding a Great Big Birthday Party on Monday 19th July!!

School dinners that day will be party themed. If your child usually brings a packed lunch on a Monday, they can either bring their own party-style lunch (remember the cake!!) or they can have a school dinner as a one-off.

If you are opting for a school dinner when you usually have packed lunch, please let Mrs McLoughlin know before Wednesday 14th July and please remember to pay your £2.55 on Parent Pay if your child is in KS2.

If you are bringing your own, remember to keep it nut-free!!



THE GREAT BIG BIRTHDAY PARTY!

The pandemic has seen lots of birthdays and parties missed for our children, as well as lots of FODS events. To make up for it we are holding an EPIC birthday party for all children on Monday 14th July, with party food, cakes, balloons, party games and lots of fun!

Extras will be available to buy soon on Parent Pay.

Option to wear party clothes all day
£2



Option to buy an EPIC personalised party bag
£3



Monday 14th July