



DIGGLE STARS

Maya Goldstraw - for science.
Great reasoning when completing
challenges!

Toby Parker - for writing some
amazing sentences in English, and
for working really hard this week.

Lily Lees - for an outstanding
effort all week.

Oscar Asquith - for always doing
the right thing and taking
responsibility for tidying the
classroom.

Isabella Hampshire - for settling
well into Class R, playing kindly
with everyone, following
instructions and been resilient
with her reading, writing and
phonics.

Jake Bradshaw - for excellent work
in Theme!



HEADTEACHER'S COMMENTS



I hope everyone has had a lovely half term, the children have come back with really positive attitudes and we have had a super first week back.

The week beginning the 14th November is Road Safety Week. The children will be learning how to stay safe out on the roads especially as the dark nights draw in.

For us at school the biggest challenge when it comes to keeping our children safe on the roads around school is parents parking both illegally and inappropriately.

As part of Road Safety Week some the older children will be outside of school with members of staff reminding parents of their responsibility to park safely and sensibly. Please be respectful if you happen to interact with them.

DATES FOR YOUR DIARY

Mon 7th Nov - individual photo day

W/c 7th Nov - Parents Evening
meetings

Tues 13th Dec - am Music Groups
xmas concert
Pm - KS2 Christingle

Wed 14th Dec - Panto Day - whole
school visit to Millgate Theatre

Fri 16th Dec - Xmas Dinner Day &
Effort Grade Cards out

Mon 19th Dec - Year 1&2 Xmas
performance 9.15am / 2.15pm (tbc)

Tues 20th Dec - Class R xmas
performance 9.15am (tbc)
- EYFS and KS1 party day

Wed 21st Dec - xmas non-uniform
day, KS2 party day, Finish for xmas

**Please see the first newsletter of
the year - 9th Sept - for full list of
key dates for the remainder of the
school year.**



Class R

This week Class R have done well to settle back into school routine after the half term holiday. In

Literacy, we finished off our previous topic of 'Autumn' by looking at facts about owls. We talked about what a fact is (something that is always true) and the children drew and wrote about an owl fact. The children also had a go at building a nest just like owls would - most of the children felt that owls should get some glue to help build it as it was really hard to stick sticks together with mud.

We have been introduced to our new topic, 'Celebrations'. We talked about what a celebration is and made it our word of the week. On Monday, we had lots of spooky fun celebrating Halloween with dressing up and we even painted scary faces on toast! On Friday we learnt the story of Bonfire night - with puppets!! As well as create some yummy breadstick sparklers and some firework paintings.

In Maths, Class R have learnt about the Number 1. We have looked at the different ways one is represented and talked about a whole one.

In PE, we practiced our coordination and team-work skills with beanbags and balls.

What a busy week!!



This week in photos. More information, videos and pictures found on our Facebook page.

Class 1

In English we have completed our retell of the Bog Baby Story. We tried very hard to write our sentences independently and remember to use our capital letters and full stops.


In Maths this week we have continued our work on addition. We have used ten frames, part whole models and the number line to help us add two parts to make a whole and find a missing part when we know the whole and one of the parts.

In Science we went on an Autumn Walk to spot the signs of Autumn. We recorded the things we saw in pairs.

In Theme we have started our new topic 'Winter Wonderland'. We talked about where the hot and cold places in the world are and found out about the poles and the equator. We then learnt about the seven continents and looked at whether each was closer to the equator or the poles and how this might affect the climate. We coloured the continents on a map using a simple key. In art we learnt about the artist Wassily Kandinsky and his style of abstract art. We looked at examples of his work and learnt about mixing primary colours to make secondary colours as well as mixing shades of colours to recreate his famous squares with concentric circles piece.

Class 2

In our English work we have started a new story called 'Ten Little Lights' which we will be using for part of our writing work this half term. We used picture clues to decide what the story could be about and created some questions. We have also met Naomi Noun and Adam Adjective who will be helping us learn more about naming and describing words. We have used nouns in sentences and begun to learn how to use an adjective with a noun to write expanded noun phrases. Maths work has focused on bridging through 10 to add. We have played lots of games to help with bonds to 10, used ten frames and counters to help us calculate and completed some simple challenges too. Our new science topic this half term is 'Animals including humans' and we have done lots of learning! We have matched young animals to their adults and sorted the animals into different groups. Then we found out about life cycles of a chicken and frog and named and ordered the stages of the human life cycle, exploring how humans grow and develop through each stage. We also found out what all animals need to survive and did some research about budgerigars using fact files and i-pads. We have also enjoyed two PE lessons this week working on invasion games and ball skills with a partner.



This week in photos. More information, videos and pictures found on our Facebook page.



Year 4's Egyptian Dance

This week in photos. More information, videos and pictures found on our Facebook page.

Class 3

This week, Class 3 enjoyed learning about the 'Ladder of perspective' that the Ancient Egyptians used to show foreground and background in their paintings. We made a piece of paper look like papyrus to paint our finished pictures on. In maths, we have been learning to add ones and tens to numbers, regrouping and partitioning. In English, we have finished Egyptian Cinderella and learned about prepositional phrases. We enjoyed our first football session with Ciara from City in the Community this week, using 4 parts of the foot to tackle and learning a shoulder drop to trick and dodge. We finished our E-safety unit of ICT by consolidating our learning in a poster.

Class 4

We enjoyed starting our new dance unit in PE this week. Inspired by the ancient Egyptians, we choreographed some amazing dances with partners. In SMSC we listed our proudest achievements and in science we began our new topic *Animals Including Humans* by discussing the human digestive system. We used estimation and inverse knowledge to solve questions in maths, and in English we finished *The Egyptian Cinderella*.

Class 5


This week we began our work on our new text entitled “The Nowhere Emporium”. We examined the cover and made decisions about what we thought the story would be about. Then we read the prologue, thinking about how close our predictions were, then began work on writing our own prologue, imitating the original version and focussing on vocabulary and higher punctuation


In Maths we worked on balancing calculations in addition and subtraction as well as working out missing numbers. We also did our first science experiment of the half term.

Class 6

In English this week we have started to read our new class text; The Nowhere Emporium, we started by making a prediction on what we think the book is about and read the prologue, where we discussed the use of good vocabulary and discuss what unfamiliar words meant in context. On Wednesday we started to write our own prologue and where we thought carefully about the descriptive words we used and tried to include the same information introducing the shop, the reaction from the crowd, described an animal that emerged from the shop and also. In Maths this week we have learnt about the order of operations and how to use BIDMAS to answer the questions. We have also looked at the results of our science investigation which we started before half term, to see which surfaces contained the most microbes. We discussed our group findings together.

This week in photos. More information, videos and pictures found on our Facebook page





Reading for pleasure.

At school we are promoting Reading for pleasure, and trying to instill a love of reading.

As part of this, teachers are sharing their favourite books in assembly. Mrs Spencer shared her favourite childhood book this week, 'The Enchanted Wood' along with character descriptions, memories of the adventures the children share and an excerpt from the book.



The FODS Spooky Trail was a huge success. A HUGE thank you to everyone who has made such amazing scarecrows!



£6800 raised

Scarecrow Trail Success

Thank you to everyone who came to see the wonderful scarecrows in the FODS Spooky Trail and share in the fun.

It was great to see so many people, lots in fancy dress and all enjoying themselves! FODS are please to tell you that we have raised a record breaking **£6800** this time! All of the money raised by FODS in this and all their fundraising activities directly benefits the children in school - for example funding the new trim trail and the Commando Joes resources but to name a few.

FODS and School would especially like to thank Grandpa Greens, The Gate Inn and The Diggle Hotel for selling the trail sheets and handing out sweets. We couldn't do this without the amazing volunteers who let their imagination loose and create these wonderful scarecrows. They really were magnificent! And of course a huge thanks to the FODS team for all their hard work administering it.

For full details and more photos/videos follow @Diggle Scarecrow Trail on facebook and @Friends of Diggle School for all FODS events!

If you fancy having a go yourself, the scarecrow trail will be back at Easter with the theme of "music" and registration is now open ... if you live in Diggle and would like to put a scarecrow in your garden email digglescarecrowtrail@outlook.com. The theme will encompass anything music related including bands, singers, musicals, musical films, children's music, nursery rhymes, etc.

If you would like to get involved but don't live in Diggle, let the team know on the above email address and they might be able to display your scarecrow in one of the public areas in the village.

Friends of Diggle School
Present The
DIGGLE
SCARECROW TRAIL
1ST - 16TH APRIL 2023

Our fabulous Scarecrow Trail is BACK! A great day out for all the family.

Trail Sheets, priced at £3 will be available from lots of different outlets in Diggle Village from April.

Follow Diggle Scarecrow Trail on Facebook for more up to date information nearer the time

This years theme is
MUSIC

Easter treats for all entrants!
All correct entries entered into a prize draw!
Prizes for the best scarecrows!

All profits to directly benefit the children of Diggle School
Registered charity number 1035075

FODS
FRIENDS OF DIGGLE SCHOOL

Kevin Sinfield launches 300 mile MND challenge

Former rugby league star Kevin Sinfield is planning to run more than 300 miles (482km) in one week to raise money for motor neurone disease (MND) research.

The 40 mile a day challenge will start at Murrayfield in Edinburgh and before moving on to Melrose, Newcastle, Middlesbrough, York, Leeds, and Bradford before culminating with Sinfield running into Old Trafford at half-time during the men's Rugby World Cup Final on 19 November. For full route details see

<https://www.therhinos.co.uk/2022/10/28/sinfield-reveals-route-for-epic-ultra-7-in-7-challenge/>

Kevin will be running through Denshaw on his way to Old Trafford on Saturday 19th November.

Keep an eye out for Kevin when in and around Saddleworth as he trains for this epic challenge, and should you want to show support, his fundraising page is

<https://donate.giveasyoulive.com/fundraising/kevin-sinfield-ultra-7-in-7-challenge>



Thankyou Diggle Olympics

As a school we are proud to support the Diggle Village Olympics team with the use of equipment and the school field during the summer holidays. This year was a record year for participation and they did very well in the medal haul too.

At the presentation ceremony last month, the organising committee gave a donation to school for which we would like to say a big thank you.

In recent newsletters there have been lists of local sports groups your child can get involved in which was compiled by the saddleworth village games team. Have a look back at previous newsletters if you want to know more.

Parents Evenings

Your child's teacher will have emailed this week with details of how to make your parents evening appointment. These are held remotely to enable parents more flexibility with their location and more privacy in the meeting.

Please follow the instructions given by the class teacher on how to log in and please try to keep to time. Please be patient if the teacher is not immediately ready as it is likely they are finishing a meeting with another parent.

Please make a note of the day and time and ensure you are logged in ready in plenty of time. If you miss the appointment we cannot guarantee a replacement online video call will be possible however the teacher will try and talk to you on the phone at a later date.

Thankyou!

Thankyou to everyone who brought in food for the Class R harvest collection for Oldham Food Bank. The foodbank staff were very grateful.



Using Oldham Foodbank

Oldham Foodbank works using a voucher referral system. Anyone can find themselves at crisis point for a number of different reasons. In order to provide the most appropriate help for the circumstances of a given situation they work with local agencies to issue foodbank vouchers. The local agency can also provide long term support if needed to help address some of the issues behind the reasons for a crisis.

Oldham Foodbank works with a number of different agencies, such as Citizens Advice, children's centres and health visitors. To find out more about the agencies that hold their vouchers and how you can get help go to Oldham Foodbank's website.

If you are able to help Oldham Foodbank with donations of time, money or food, please see their website <https://oldham.foodbank.org.uk/>

GIVE HELP

We want to make sure that no one in our local community has to go hungry, but we need your help to make this happen. Your gift of financial support, time, business partnership and food can make a real difference.

DONATE MONEY

Big or small, every gift you give helps transform lives.



VOLUNTEER

Volunteers are the life blood of foodbanks. Your skills could be just what we need.



PARTNER WITH US

Your business could help us make a real difference in the local community.



DONATE FOOD

Our foodbank relies on the goodwill and support of the people of Oldham helping their fellow...



Notices

Parent Pay

Please make sure your Dinner Money and BASC fees are up to date. Please consider using the auto top-up function in Parent Pay for dinner money - this enables you to set an automatic payment of an amount you set to be triggered when the account balance gets to a specific point, meaning you don't get in debt. Music fees for Autumn and Spring should now be paid up, leaving just the Summer term owing at most - you are welcome to make payments early.

School Photos

Reminder it is individual school photos on Monday. Siblings in school will also be taken together as well as individually.

Notice for any practicing Catholics

Fr Jim Clarke, the new incumbent Parish Priest at Sacred Heart & St William Catholic Church in Uppermill has asked that parents of any children in year 3, or parents of children in higher years who have missed due to covid, who are interested in registering for this year's Sacramental Programme to email him directly on revjimclarke@yahoo.co.uk or call him on

07722433863

Thank you.

Is your child interested in playing a musical instrument?

Our musical instrument tuition is provided by Oldham Music Service and is offered to children in current year 2 - year 6.

We currently have spaces in woodwind, voice, and guitar. While the brass, percussion and keyboard groups are currently full, you are welcome to register your child's interest, as if we have enough children to make a new group we can request this from the music service.

If you want to know more about the music lessons in school in the mean time, have a look on the school website under "For Parents", then "Clubs and Activities".

Learning music is a very valuable and rewarding activity which can continue throughout education and into adulthood, however it requires commitment, resilience and perseverance from both the child and the parent.

Please contact the school office for further information.

Plea from Diggle Dandelions

Diggle Dandelions equipment is being damaged by children playing on the outdoor items in the y3/4 pick-up area / outside the BASC area, particularly at school pickup.

When collecting children from BASC / y3 / y4, please DO NOT let your children play on any of the equipment. Diggle Dandelions are a not for profit nursery, which relies heavily on donations. They cannot afford to keep replacing and repairing items broken especially by those outside of their control.

Amazon Smile

As we approach Christmas, if you make any purchases on Amazon, please consider using Amazon Smile and setting your chosen charity to Friends of Diggle School.

You can set this on the Amazon App by clicking the 3 horizontal lines to access the menu, then selecting "settings" from the list and then Amazon Smile. You need to renew this action every 6 months or it reverts back to non-smile Amazon.

To shop online via a browser make sure you go to Smile.Amazon.co.uk rather than just normal Amazon, and the charity you are supporting should appear under the search bar - make sure it says Friends of Diggle School.

Every bit of money FODS raises comes back into school, and Amazon Smile is a great way to help just by doing your normal shopping.



Poppy Appeal - merchandise for sale

We are proud of our continued support of the British Legion here in school, and once again we are selling the Poppy Appeal at the suggested prices below, as well as the paper poppies at 20p. There are limited items of each and will be on a first come first served basis – colours will be distributed at random.

These items are on Parent Pay and children can also bring in cash - correct money only please as no change will be given. Cash payment will go straight into the red poppy collection tin.

As with last year, we will also added a line for a general donation to the British Legion. No-one is obliged to donate using this option, however we appreciate many people do not carry cash with them any more to donate to street collectors. There are other ways to donate directly to the British Legion – search online for details.

All donations via Parent Pay will be passed onto the Royal British



Zip pull - **Suggested** Donation: 50p

Reflector - **Suggested** Donation: 50p

Silicon wristband - **Suggested** Donation: £1.00

Snap band - **Suggested** Donation: £1.50

**IDLE FREE ZONE
TURN ENGINE OFF**



Young Lungs at Work

No Idling Please


Now the weather is turning cold, please can we remind parents not to sit in their cars with the engine running when parked on the roadside. Idling creates a hot-spot of concentrated emissions which the passing children are then breathing in.

The Highway Code states: "You must not leave a vehicle's engine running unnecessarily while that vehicle is stationary on a public road."

Thinking about Remembrance Day

Would you like to design a waterproof poppy or follow the instructions here ?
Kilngreen Church, Diggle are creating an outdoor display at the Church and would like everyone to join in to help create the display.

Your poppy creations can be left with Mrs Hamilton at Diggle School by the 21st of October or you may wish to take them to Kilngreen for **Saturday 5th Nov.** to attach to the poppy cascade.
You may leave a message on the reverse of the poppy to remember people lost in the wars & conflicts over the years.



Thank you

POPPY INSTRUCTIONS TO MAKE A WATERPROOF POPPY

You will need :-

Red Foam sheet

(or any kind of waterproof plastic or cloth)

Black Foam sheet

(or any kind of waterproof plastic or cloth)

A split pin or needle & thread to join the pieces together

1. Cut out two templates in red (any size)
2. Cut out one black circle
3. Put the red shapes crossways & add the poppy centre
4. Place the split pin through the centre and secure at the back or attach using thread.
5. Attach thread to make a loop to hang your poppy



Every Child Deserves The Best Possible Start
The Early Years Statutory Framework

Diggle Dandelions is a community Pre-school and playgroup providing high quality care and education for children age two to five years. We offer a safe, supportive, vibrant and stimulating environment in which your child can play and learn. With a choice of session times throughout the week during term-time. We offer small group sizes with qualified, experienced and dedicated staff. Located in the grounds of Diggle Primary school.



Diggle Dandelions

www.diggledandelions.org

Jenna Evans
pre-school manager
Tel: 0161 770 5597
07855518496

Email: JEvansdd@outlook.com

Free early
education places
for 2 year olds*

30 hours
free childcare
for working parents of
3 and 4 year olds



KILNGREEN CRAFT FAIR

WITH
POP UP SHOPS

KILNGREEN CHURCH HALL
LEESIDE
DIGGLE

SATURDAY
5th NOVEMBER

12.00 pm

~
3.00 pm

TOYS

FASHION & ACCESSORIES

CANDLES

HAND CRAFTED JEWELLERY

LUXURY CHOCOLATES

PEBBLE ART

CARDS

LUXURY HAMPERS

SWEET TREATS

NOVELTY KNITS

KNITTED HATS

HANDCRAFTED WOODEN GIFTS

HAND STITCHED GOODS

CHRISTMAS THEMED ITEMS
AND MORE



FREE ADMISSION

RAFFLE

REFRESHMENTS